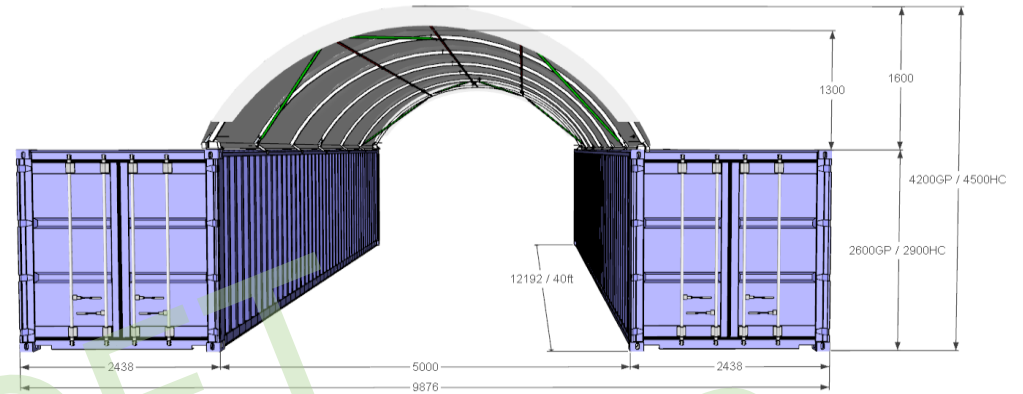




5.0mtr x 20ft - Dome Roof Structure




5.0mtr x 40ft - Dome Roof Structure



Half Wall - Brace Supported



Half Wall - Container Supported



Full Wall - Post Connection Pier or Paved Surface

- ✓ Delivered In Easy to Erect DIY Kit Form & Instructions
- ✓ High Grade Durable Tension Fabric
- ✓ Wall Systems Engineered Steel Frame
- ✓ Wall Kits - No Welding & Fits GP or HC Containers
- ✓ Engineered & Manufactured in Australia for Australian Compliance & Condition



Ph 1300 096 461

Dome Roof & Wall Kits

DIMENSIONS IN mm & SUBJECT TO VARIATION WITHOUT NOTICE

5.0mtr Wide

Wind Ratings to AS1170.1 & .2 for Regions A, C & D

The design and drawing shown is under copyright and shall not be copied, reproduced, scanned or used without written consent of Croft Structures

PRESENTATION DRAWINGS ONLY NOT TO BE USED FOR CONSTRUCTION