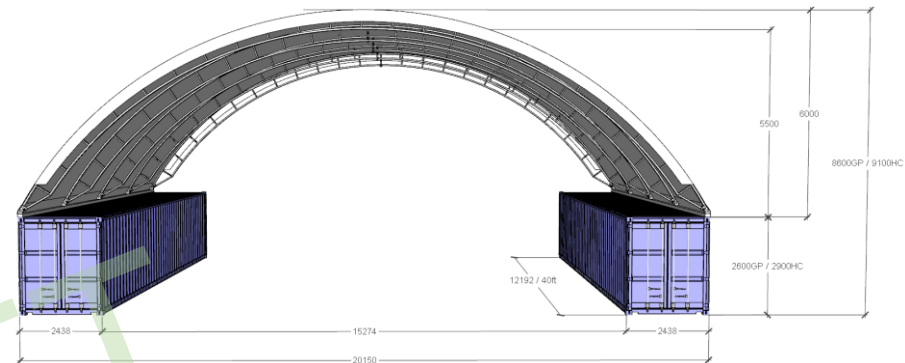



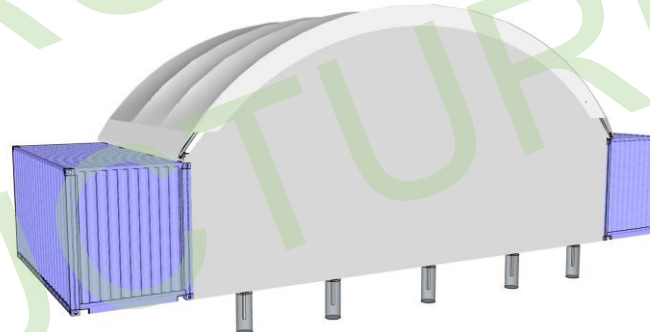
**20.0mtr x 40ft - Dome Roof Structure  
Internal Mount**



**20.0mtr x 40ft - Dome Roof Structure  
External Mount**



**Half Wall - Container Supported**



**Full Wall - Post Connection Pier or Paved Surface**

**Option - On Application**

**Half Wall Unsupport**

**On Post**

- ✓ Delivered In Easy to Erect DIY Kit Form & Instructions
- ✓ High Grade Durable Tension Fabric
- ✓ Wall Systems Engineered Steel Frame
- ✓ Wall Kits - No Welding & Fits GP or HC Containers
- ✓ Engineered & Manufactured in Australia for Australian Compliance & Condition



Ph 1300 096 461

**Dome Roof & Wall Kits**

DIMENSIONS IN mm & SUBJECT TO VARIATION WITHOUT NOTICE

email - [info@croftstructures.com.au](mailto:info@croftstructures.com.au)

**20.0mtr Wide**

The design and drawing shown is under copyright and shall not be copied, reproduced, scanned or used without written consent of Croft Structures

PRESENTATION DRAWINGS ONLY NOT TO BE USED FOR CONSTRUCTION

Wind Ratings to AS1170.1 & .2 for Regions A, C & D