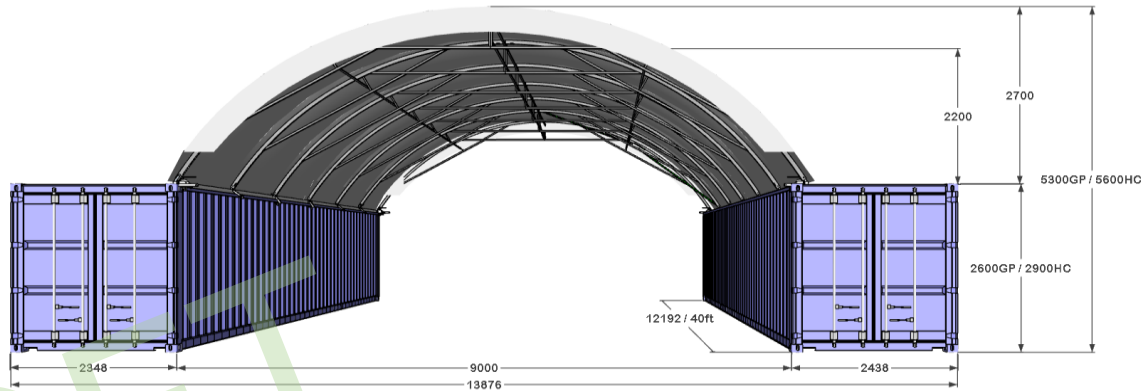
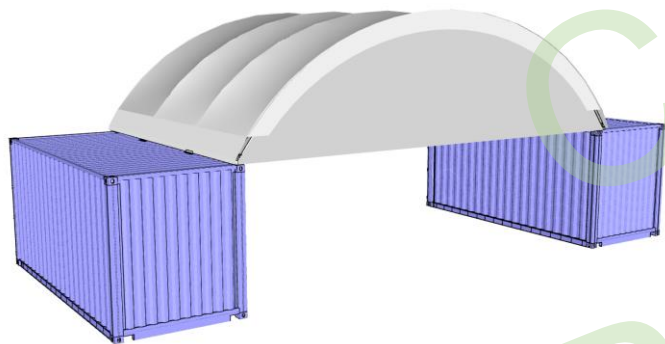


9.0mtr x 20ft - Dome Roof Structure



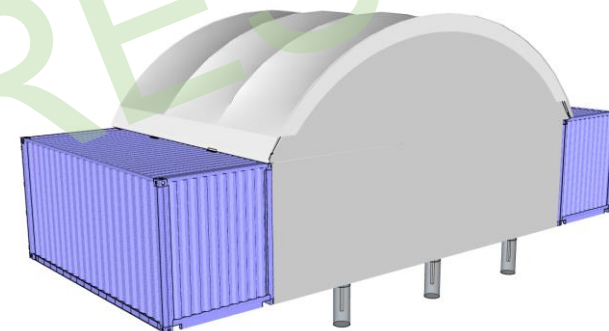
9.0mtr x 40ft - Dome Roof Structure



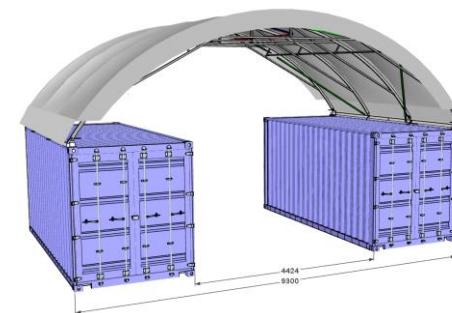
Half Wall - Brace Supported



Half Wall - Container Supported



Full Wall - Post Connection Pier or Paved Surface



External Mount Option

- ✓ Delivered In Easy to Erect DIY Kit Form & Instructions
- ✓ High Grade Durable Tension Fabric
- ✓ Wall Systems Engineered Steel Frame
- ✓ Wall Kits - No Welding & Fits GP or HC Containers
- ✓ Engineered & Manufactured in Australia for Australian Compliance & Condition



Ph 1300 096 461

Dome Roof & Wall Kits

DIMENSIONS IN mm & SUBJECT TO VARIATION WITHOUT NOTICE

email - info@croftstructures.com.au

9.0mtr Wide

The design and drawing shown is under copyright and shall not be copied, reproduced, scanned or used without written consent of CroftGAC

PRESENTATION DRAWINGS ONLY NOT TO BE USED FOR CONSTRUCTION

Wind Ratings to AS1170.1 & .2 for Regions A, C & D